

Nom

Date



DES BANDES FRACTIONS JUSQU' AUX DOUZIEMES

1 unité

 $\frac{1}{2}$ $\frac{1}{2}$ $\frac{1}{3}$ $\frac{1}{3}$ $\frac{1}{3}$ $\frac{1}{4}$ $\frac{1}{4}$ $\frac{1}{4}$ $\frac{1}{4}$ $\frac{1}{5}$ $\frac{1}{5}$ $\frac{1}{5}$ $\frac{1}{5}$ $\frac{1}{5}$ $\frac{1}{6}$ $\frac{1}{6}$ $\frac{1}{6}$ $\frac{1}{6}$ $\frac{1}{6}$ $\frac{1}{6}$ $\frac{1}{8}$ $\frac{1}{8}$ $\frac{1}{8}$ $\frac{1}{8}$ $\frac{1}{8}$ $\frac{1}{8}$ $\frac{1}{8}$ $\frac{1}{8}$ $\frac{1}{9}$ $\frac{1}{9}$ $\frac{1}{9}$ $\frac{1}{9}$ $\frac{1}{9}$ $\frac{1}{9}$ $\frac{1}{9}$ $\frac{1}{9}$ $\frac{1}{9}$ $\frac{1}{10}$ $\frac{1}{10}$ $\frac{1}{10}$ $\frac{1}{10}$ $\frac{1}{10}$ $\frac{1}{10}$ $\frac{1}{10}$ $\frac{1}{10}$ $\frac{1}{10}$ $\frac{1}{10}$ $\frac{1}{12}$ $\frac{1}{12}$ $\frac{1}{12}$ $\frac{1}{12}$ $\frac{1}{12}$ $\frac{1}{12}$ $\frac{1}{12}$ $\frac{1}{12}$ $\frac{1}{12}$ $\frac{1}{12}$ $\frac{1}{12}$ $\frac{1}{12}$

Nom

Date



DES BANDES DE FRACTIONS EQUIVALENTES

1 unité

$\frac{1}{2}$

$\frac{1}{2}$

$\frac{1}{3}$

$\frac{1}{3}$

$\frac{1}{3}$

$\frac{1}{4}$

$\frac{1}{4}$

$\frac{1}{4}$

$\frac{1}{4}$

$\frac{1}{5}$

$\frac{1}{5}$

$\frac{1}{5}$

$\frac{1}{5}$

$\frac{1}{5}$

$\frac{1}{6}$

$\frac{1}{6}$

$\frac{1}{6}$

$\frac{1}{6}$

$\frac{1}{6}$

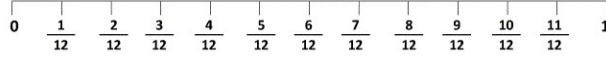
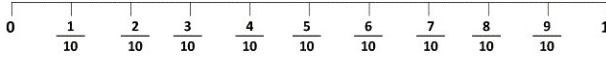
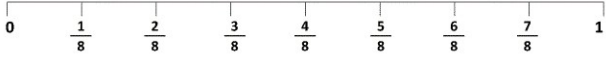
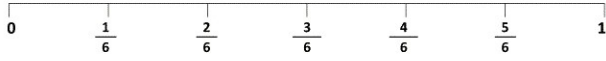
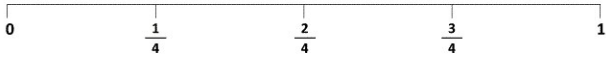
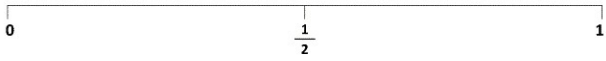
$\frac{1}{6}$

Nom

Date



FRACTIONS ET LIGNES GRADUEES

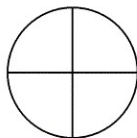




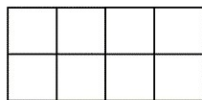
CM1 : Fractions à colorier



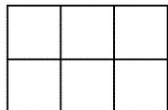
Colorie $\frac{1}{2}$



Colorie $\frac{1}{4}$



Colorie $\frac{5}{8}$



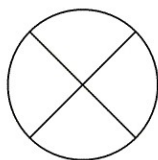
Colorie $\frac{4}{6}$



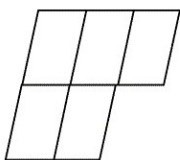
Colorie $\frac{2}{3}$



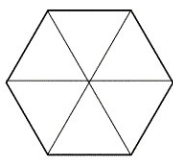
Colorie $\frac{1}{2}$



Colorie $\frac{3}{4}$



Colorie $\frac{4}{5}$



Colorie $\frac{5}{6}$

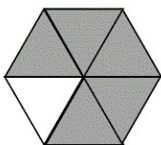
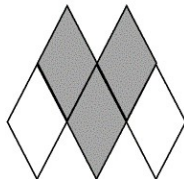
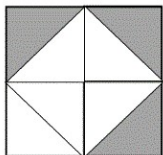
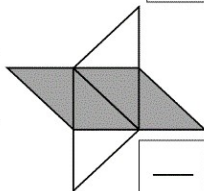
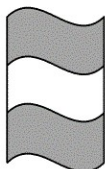

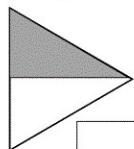

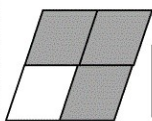
Nom

Date



FRACTIONS

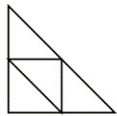
Indique la fraction correspondant à la partie grisée.





FRACTIONS

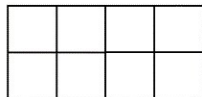
Colorie les figures comme indiqué.




Colorie $\frac{1}{2}$




Colorie $\frac{4}{7}$



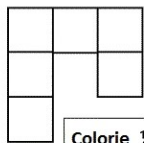
Colorie $\frac{1}{4}$



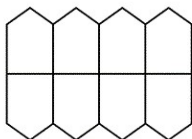
Colorie $\frac{1}{3}$



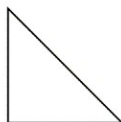
Colorie $\frac{2}{3}$



Colorie $\frac{1}{2}$



Colorie $\frac{3}{4}$



Colorie $\frac{1}{2}$



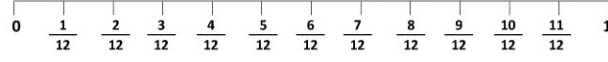
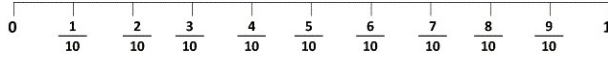
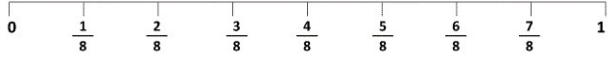
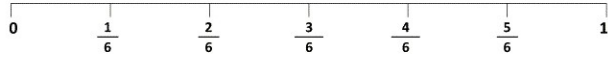
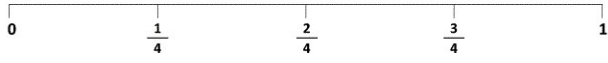
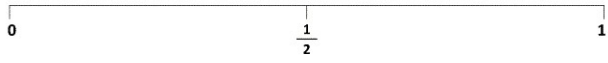
Colorie $\frac{2}{3}$

Nom

Date



FRACTIONS ET LIGNES GRADUEES

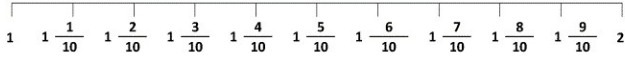
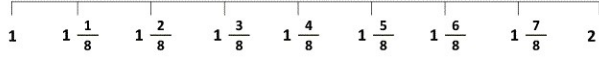
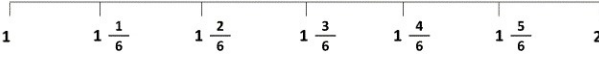
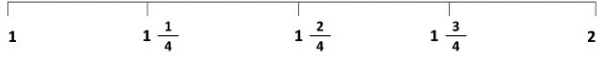
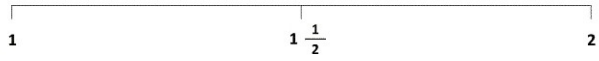


Nom

Date



FRACTIONS ET LIGNES GRADUEES

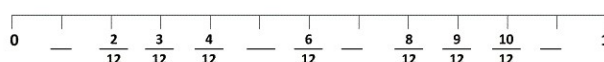
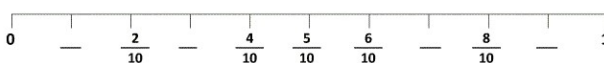
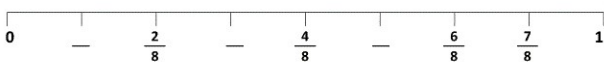
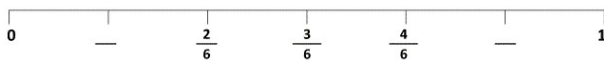
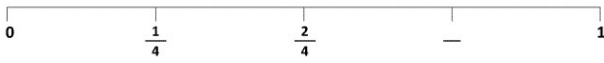

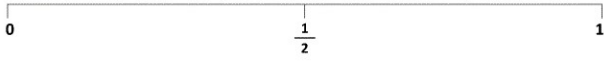


Nom

Date




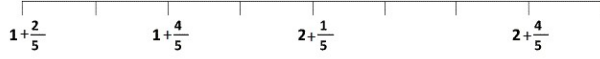
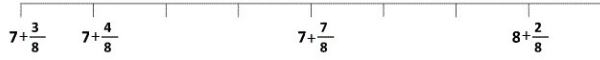
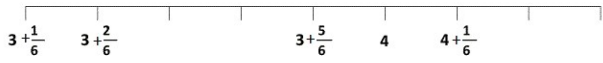
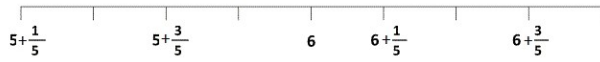
FRACTIONS ET LIGNES GRADUEES





FRACTIONS ET LIGNES GRADUEES

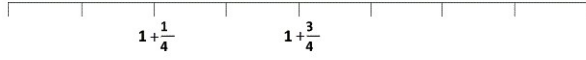
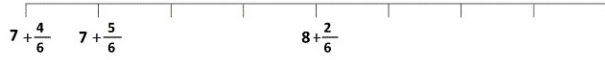
Complète en indiquant ce qui manque





FRACTIONS ET LIGNES GRADUEES

Complète en indiquant ce qui manque



Nom

Date

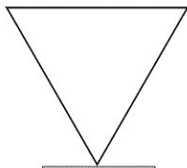
$\frac{1}{2}$

FRACTIONS

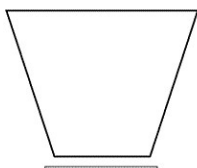
$\frac{1}{4}$



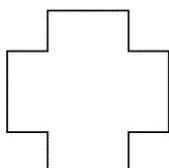
Partage ces figures comme indiqué par la fraction.
Colorie ensuite une part de chaque partage.




Trace $\frac{1}{2}$



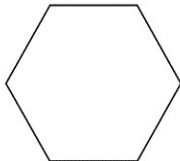
Trace $\frac{1}{2}$



Trace $\frac{1}{4}$



Trace $\frac{1}{4}$



Trace $\frac{1}{2}$



Trace $\frac{1}{4}$

Petit rappel :

Si tu veux obtenir la moitié d'une figure, tu dois la partager en 2 parties égales. Pour le quart, le partage est en 4 parties égales.

Nom


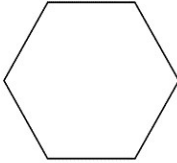
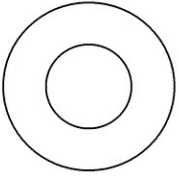

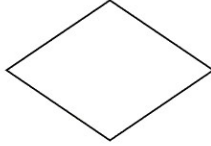


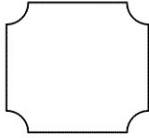

Date

$\frac{1}{4}$

FRACTIONS



Partage chacune de ces figures pour obtenir des quarts.

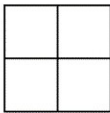


Petit rappel :

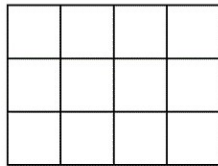
Quand on partage une figure pour obtenir des quarts, on partage la figure en quatre parties égales.

 $\frac{1}{4}$ **FRACTIONS**

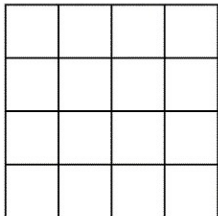
Colorie le quart de chaque figure.



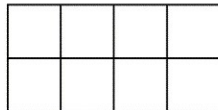
Le quart de 4 est ____



Le quart de 12 est ____



Le quart de 16 est ____



Le quart de 8 est ____

Petit rappel :

Quand on partage une figure pour obtenir des quarts, on partage la figure en quatre parties égales.