
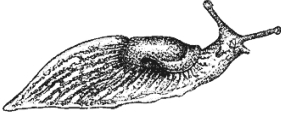














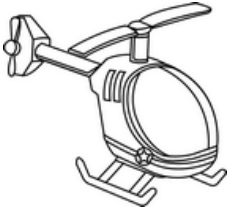
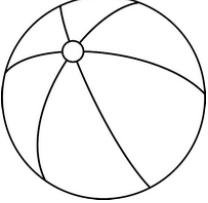
PHONOLOGIE : J'entends le son L





Oui mais où ? Je situe dans quelle(s) syllabe(s).

			
○○	○○	○○○	○○○

			
○○○	○○○	○○	○○○

			
○○○	○○○○	○○○	○○○

			
○○	○○	○○○○	○○

			
○○○	○○	○○○	○○○